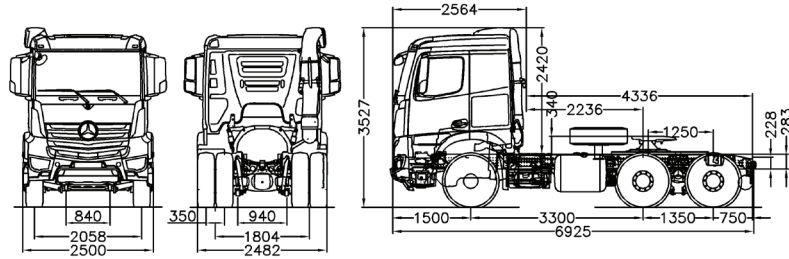


Technical Specifications

Actros 5

3345S 6x4

Truck tractor with steel suspension



General information

Baumuster	964.416
Specifications date	January 2020
Emissions standard	Euro III
Cab version	L-cab ClassicSpace, 2.30 m, tunnel 170 mm
Wheelbase	Wheelbase 3,300 mm
Rear overhang	Frame overhang 750 mm

Dimensions [mm]

	Laden	Unladen
Frame height at front	1,016	1,107
Frame height at rear	1,022	1,094
Total height incl. air intake	3,527	
Ground clearance at front	317	
Ground clearance at rear	321	
Turning circle [m]	18.20	

Engine

Model Displacement	OM460
Displacement [l]	12.8
Rated output [kW(hp)]	330(449hp)
Max. torque [Nm]	2200

Power transmission

Clutch Transmission	Single-disc clutch
Final drive ratio	Transmission G 330-12/11.63-0.77
	Axle ratio i = 4.143

Note: Subject to change without notice. All the information in this data sheet should be viewed as indicative. Please consult your Mercedes-Benz commercial vehicle dealer for final details.
Version : 01 / 2020

Mercedes-Benz

Trucks you can trust



Chassis

Front springs	Front springs, 8.0 t, 3-leaf		
Rear springs	Leaf suspension, rear axle		
	Axles	Tyres	Tyres
Front axle	Front axle 8.0 t	315/80 R 22.5	15-degree tapered rims, 9.00x22.5, reinforced
Rear axle	Rear axle, crown wheel 300, planetary, 13.4 t	315/80 R 22.5	15-degree tapered rims, 9.00x22.5, reinforced

Equipment

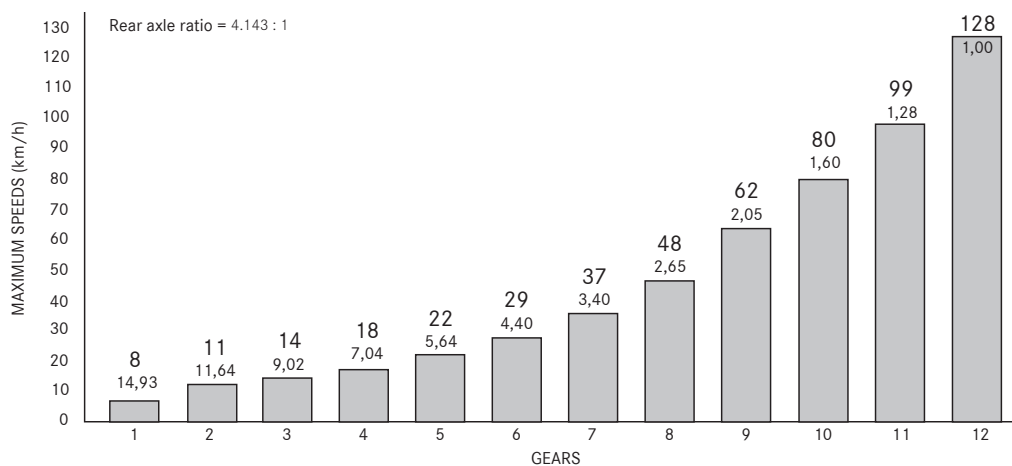
Brakes	Drum brakes on front and rear axle
Braking system	Electronic braking system with ABS and ASR
Engine brake	Exhaust brake, standard system
Battery	Batteries 2 x 12 V/ 170 Ah, low-maintenance
Battery carrier	Multi-battery carrier, batteries side by side
Fuel capacity	430 l, left + 430 l, Right, 860 l, total capacity
Steering	Steering, single-circuit
Frame	High-strength with continuous U-section side members with constant web height, hole pattern 50x50 mm, frame track at rear 834 mm

Vehicle Masses [kg]

	Front Axle	Rear Axle	Total
Manufacturer's mass	8,000 (GA)	26,000 (GAU)	33,000 (GVM)
Permissible mass	7,700 (A)	18,000 (AU)	25,700 (V)
Tare mass**	5,139	4,292	9,431
Payload/fifth-wheel load	2,561	13,708	16,269
Manufacturer's gross combination mass (GCM)	68,000		
Permissible drawing vehicle mass (D/T)	68,000		

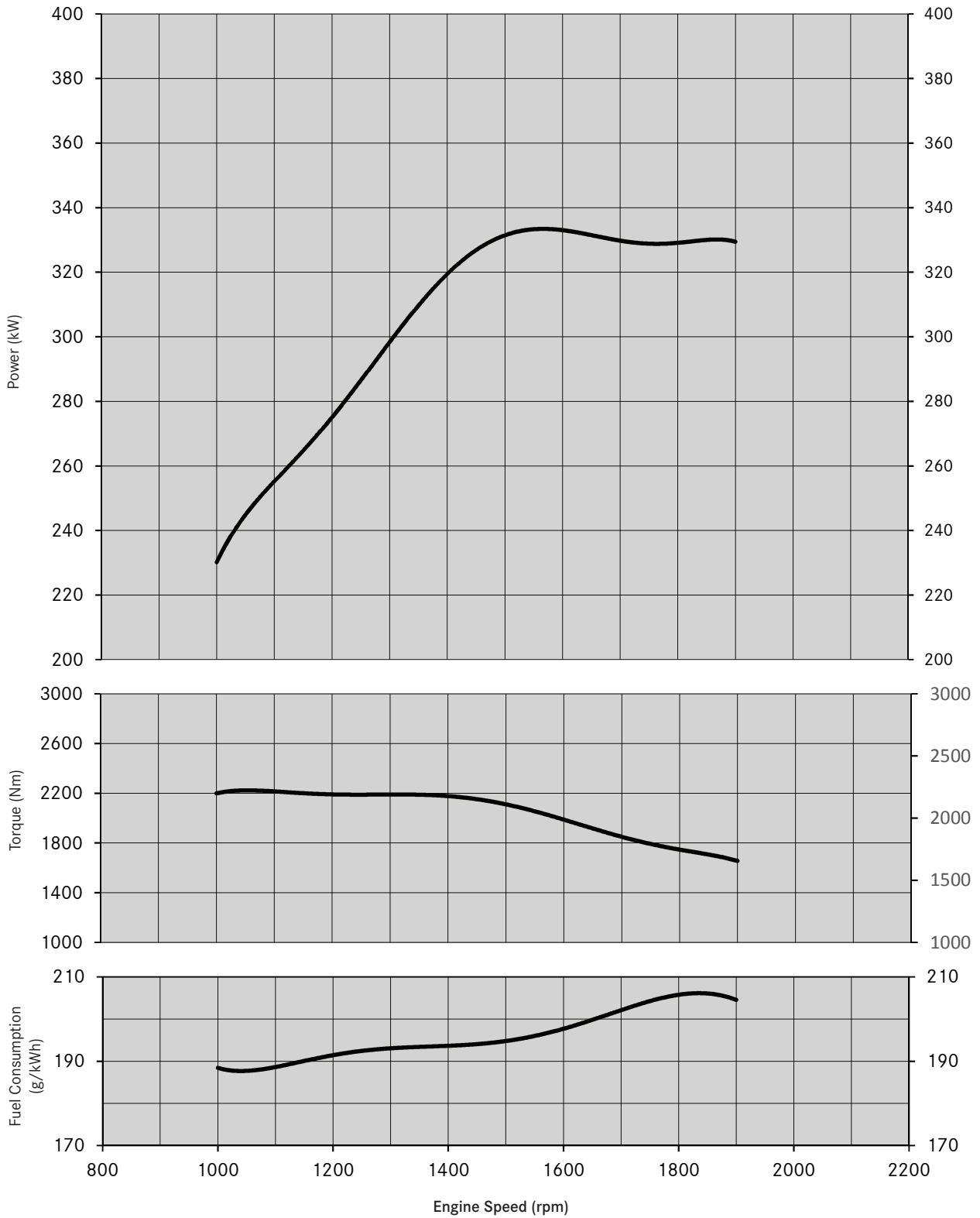
** Tare Mass refers to the mass of the unladen vehicle in ready to drive condition, chassis with cab and / or coupling device for truck tractors . Including coolant, oils, spare wheel but excluding fuel and driver as per the National Road Traffic Act (NRTA) regulations.

Road speeds (theoretical) in km/h at 1 800 r/min



Note: Subject to change without notice. All the information in this data sheet should be viewed as indicative. Please consult your Mercedes-Benz commercial vehicle dealer for final details.
Version : 01 / 2020





Power, Torque

OM 460, 330 kW at 1600/min,
Euro III 2200Nm at 1100/min

Stationary full load curves

Note: Subject to change without notice. All the information in this data sheet should be viewed as indicative. Please consult your Mercedes-Benz commercial vehicle dealer for final details.
Version : 01 / 2020



Sales Codes in Alphabetic Order

A1D	Front axle 8.0 t	E6Z	Reversing buzzer
A1Y	Front axle, straight version	F0G	Side module, N3G vehicle
A2G	Rear axle, crown wheel 300, planetary, 13.4 t	F0X	Mirror cover, on-road vehicle
A5W	Axle ratio i = 4.143	F1D	L-cab ClassicSpace, 2.30 m, tunnel 170 mm
B1B	Electronic braking system with ABS and ASR	F1R	L-cab
B1H	Electr. compressed air supply and control, centre	F2E	Floor var. tunnel 170mm, for stowage compart. left
B1F	Heating, electronic air-processing unit	F2G	Cab width 2.30 m
B2B	Drum brakes on front and rear axle	F2N	Cab, 600 mm attachment height
B2X	Parking brake, electronic	F2U	ClassicSpace
B3H	Water-type secondary retarder	F3A	Cab mountings, standard, steel-sprung
B4A	Condensation monitoring, for compressed air sys.	F3E	Cab mountings, rear, reinforced
B4M	Air reservoir, steel	F3W	Cab tilting mechanism, mechanical-hydraulic
B5I	Brake and electrical connections, high	F4H	Cab rear wall, without window
C0A	Frame overhang 750 mm	F4X	Stowage compartment exterior flap, left
C1K	Wheelbase 3300 mm	F4Y	Stowage compartment exterior flap, right
C5B	Step plate above frame, partial cover	F5Y	A-pillar trim
C5D	Step, behind cab, left	F6D	Windscreen, tinted, with filter band
C5P	Bolted frame	F6I	Front mirror, heated
C6C	Steering, single-circuit	F6Q	Air horn
C6J	Power steering pump, uncontrolled	F7B	Bumper, with steel corners
C6Q	Stabiliser, front axle	F7C	Bumper centre section with towing eyes
C7I	Battery carrier cover, lockable	F7Y	Cab entrance, left/right, movable
C7J	Battery carrier, batteries side by side	F8B	2 remote control keys
C7Z	Frame, non-assembled, stage II (CKD)	F8E	Locking system, with central locking
C8T	Deletion, wings for chassis transit	F8F	Extended central locking
CLW	Steering oil cooling	F8H	2 remote control keys, additional
D0S	Compressed-air connection, in cab	F8W	Rain sensor
D1B	Driver's suspension seat, standard	G0B	Powertrain, 44 t to 80 t
D1N	Fold-up co-driver's seat	G0K	Drive program, economy/power
D2N	Driver's seat backrest, release mechanism	G0R	Transmission support arms, optimised for removal
D2W	Armrests on both sides, co-driver's seat	G2F	Transmission G 330-12/11.63-0.77
D2Y	Seat belt monitor	G5A	Single-disc clutch
D3B	Luxury bed, bottom	G5G	Mercedes PowerShift 3
D3X	Seat cover, flat-weave fabric	H1N	Fifth-wheel lead +1250 mm
D4Y	Sunblind, side, driver's side	H8X	Multi-battery carrier, batteries side by side
D5Y	Rubber mats, driver's and co-driver's side	J1E	Instrument cluster, 12.7 cm, with add. displays
D6F	Air conditioning system	J1Z	Speedometer, deletion, tachograph
D6Z	Construction-site filter	J2H	Multimedia Radio Touch
D7G	Stowage compartment lid, driver and co-driver side	J2I	Standard loudspeaker
D7J	Drawers, under bed	J3R	Truck Data Center 7 (FB Card)
D7R	Stowage flaps, above windscreen	J6A	Classic Cockpit
D8A	Roof hatch/vent, roof	J8Z	Pre-install.for Truck Data Center 7 (FB Card)
E1M	Alternator, 28 V/150 A	K0T	Main tank, left
E1B	Batteries 2 x 12 V/170 Ah, low-maintenance	K0W	Second tank, right
E3B	Connection point 12V/15A, for auxiliary consumers	K1V	Tank, 430 l, left, 735 x 700 x 1000 mm, aluminium
E3E	Additional socket, 12 V/15 A, co-driver footwell	K5M	Tanks, lockable
E3L	Socket, 24 V/15 A, co-driver footwell	K5Q	Fuel screen, tank filler neck
E3W	PSM, 2nd generation	K6T	Second tank, 430 l, right,735 x 700 x 1000 mm,alu.
E5A	No. 1 switch, for non-MB body electrics	K7D	Exhaust system, tailpipe to right and outwards
E6A	Trailer socket, 24 V, 15-pin	L1I	Fog lamps, LED daytime running lamps

Note: Subject to change without notice. All the information in this data sheet should be viewed as indicative. Please consult your Mercedes-Benz commercial vehicle dealer for final details.
Version : 01/2020

Mercedes-Benz

Trucks you can trust



Sales Codes in Alphabetic Order

L1P	LED tail lights	S5Z	Cruise control
M0A	Engine mounts, reinforced	S8A	First aid kit
M0C	Bottom shell to prevent swirling-up of dust	S8C	Hazard warning triangle
M0Z	Noise regulation acc. to UN-R 51.03, phase 1	S8D	Warning lamp
M3K	Eng. OM460,inline 6, 12.8 l, 330kW (449hp),2200 Nm	V0R	No check for N3G conformity
M5U	Exhaust brake, standard system	V0V	Overhang angle, rear, minimum 25 degrees
M5W	Engine version, Euro III	V0X	Ground clearance under front axle, minimum 250 mm
M6L	Air compressor, 2-cylinder	V0Y	Ground clearance under rear axle, minimum 250 mm
M7I	Insect screen in front of cooling system	V1I	Actros BM964
M7J	Guard plate, bumper	V1Z	Grounder
M7U	Cooling output for hot regions	V3L	Actros BM964 model generation 5
M8B	Air intake behind cab, mounted	V8A	Chassis number FIN
M8L	Cyclone filter for coarse dust	W5X	Weight variant 33.0 t (8.0/13.0/13.0)
M8Y	Fuel pre-filter, chassis-mounted, additional	X1A	Instrument/labels/documentation, English
N2E	PTO MB 131-2c, pump	X2I	Model plate, export
N6E	Coupling, flexible, for engine PTO (loose)	X3W	Powertrain warranty as per T and Cs 3yrs/450,000km
N6Z	Transmission oil cooling	Y4A	Telescopic jack, 12 t/19 t
Q0W	Fifth-wheel coupling ex factory	Y4J	2 wheel chocks
Q0Y	Angle of inclination not as per DIN ISO 1726	Y4W	Tool kit, extended
Q1N	Front spring, 8.0 t, 3-leaf	Y4X	Tyre inflating hose, 25 m
Q3A	Rear spring, 2 x 13.0 t	Y4Z	Compressed-air gun, with hose
Q4L	Fifth wheel coupling height = 190 mm	Y6A	Country-specific version
Q4X	Fifth wheel coupling, manually lubricated	Z4P	Tank cross-section, wide
Q6E	Mounting plate, 40 mm, 36 t	Z4R	Tank cross-section, high
Q6P	Fifth-wheel coupling, heavy-duty, 2", Jost JSK 38C	Z5L	OM 460
Q6W	Fifth wheel angle, extended, h = 50 mm	Z5M	PTO, single
R1I	15-degree tapered rims, 9.00 x 22.5, reinforced	Z5S	Power take-off, pump, under top edge of frame
R8P	Spare wheel/spare wheel rim	Z5W	Right-hand drive
S1H	Lane Keeping Assist	Z5Z	Vehicle, for left-side traffic
S1L	Attention Assist	Z9X	Consolidated consignment (CKD)
S3A	Airbag, driver	Z9Y	Delivery condition (CKD)
S5E	Speed limiter, 80 km/h		

Note: Subject to change without notice. All the information in this data sheet should be viewed as indicative. Please consult your Mercedes-Benz commercial vehicle dealer for final details.
Version : 01/2020

Mercedes-Benz

Trucks you can trust

